

# PW-C32 PW-C33

**BUILT TO PERFORM.  
DESIGNED TO FIT.**



**IPC**

BY TENNANT COMPANY

The **PW-C32** and **PW-C33** are cold water high-pressure washers developed with a compact structure and features intended to support cleaning operations.

Developed for use in outdoor environments, these machines feature a design focused on functionality and structural integrity.

Models are available with pressure levels **up to 160 bar** and water flow rates **of 540 l/h.**



# KEY BENEFITS



## COMPACT STRUCTURE

Designed with a vertical layout and reduced footprint for use in different operational settings.



## EVERYTHING IN PLACE, ALWAYS READY

Hose reel, cable holder, and built-in accessory storage help maintain organization



## CONFIGURED FOR MULTIPLE USES

Supplied with accessories designed for operation on various surfaces and equipment.



## PROTECTIVE COMPONENT FEATURE

The integrated filters are designed to assist in managing debris during regular operation.

# FIND YOUR FIT

The PW-C32 and PW-C33 are built to suit different cleaning demands and working environments. Compare models to find the ideal combination of power, flow rate, and features that match your specific needs.



	PW-C32   1207 A	PW-C32   1307 A
<b>PRESSURE</b>	120 bar	130 bar
<b>POWER</b>	1800 W	2100 W
<b>FLOW RATE</b>	400 l/h	420 l/h
<b>PUMP TYPE</b>	Axial	Axial
<b>PUMP HEAD MATERIAL</b>	Aluminium	Aluminium



	PW-C33   1508 A	PW-C33   1508 A0	PW-C33   1609 A0
<b>PRESSURE</b>	150 bar	150 bar	160 bar
<b>POWER</b>	2500 W	2500 W	3200 W
<b>FLOW RATE</b>	500 l/h	500 l/h	540 l/h
<b>PUMP TYPE</b>	Axial	Axial	Axial
<b>PUMP HEAD MATERIAL</b>	Aluminium	Brass	Brass



# FOCUSED DESIGN COMPONENTS

	PW-C32	PW-C33
<b>PUMP-MOTOR ASSEMBLY</b>		
<b>AIR-COOLED 2-POLE INDUCTION MOTOR</b>	•	•
<b>AXIAL PUMP</b>	•	•
<b>ALUMINIUM PUMP HEAD</b>	•	•
<b>BRASS PUMP HEAD (IN SELECT MODELS)</b>		•
<b>AUTOMATIC START/STOP SYSTEM</b>	•	•
<b>VERTICAL LAYOUT DESIGNED FOR CONVENIENT OPERATION</b>		
<b>TELESCOPIC HANDLE WITH BUTTON FOLD-DOWN</b>	•	•
<b>UPRIGHT DESIGN</b>	•	•
<b>TWO LARGE WHEELS FOR SMOOTH MOVEMENT ACROSS OUTDOOR SURFACES</b>	•	•
<b>5-METRE POWER CABLE</b>	•	•
<b>INTEGRATED STORAGE FEATURES FOR ACCESSORIES AND COMPONENTS</b>		
<b>HOSE REEL WITH FOLDABLE HANDLE</b>	•	•
<b>INTEGRATED CABLE HOLDER</b>	•	•
<b>BUILT-IN HOLDERS FOR NOZZLES AND ACCESSORIES</b>	•	•
<b>DETERGENT TAP</b>		•
<b>STANDARD EQUIPMENT</b>		
<b>COMPLETE ACCESSORY SET: 6 NOZZLES (0°, 15°, 25°, 40°, CHEM NOZZLE, TURBO NOZZLE)</b>	•	•
<b>REINFORCED 8-METER LENGTHS HOSE, STAINLESS STEEL LANCE AND M22 BRASS COUPLINGS</b>	•	
<b>REINFORCED 10-METER LENGTHS HOSE, STAINLESS STEEL LANCE AND M22 BRASS COUPLINGS</b>		•
<b>BUILT-IN 1,2 LITER CHEMICAL TANK AND FOAMER</b>	•	•
<b>PROTECTIVE FILTERING SYSTEM</b>		
<b>FINE WATER FILTER PROTECTS THE PUMP FROM DIRT AND DEBRIS</b>	•	•
<b>WAND INLET FILTER SHIELDS INTERNAL MECHANISMS</b>	•	•

## FOCUSED DESIGN COMPONENTS




**HOSE REEL**  
with foldable handle



**INTEGRATED CABLE  
HOLDER**



**DETERGENT TAP**



**QUICK-CONNECT FITTINGS**  
for fast attachment





**UPRIGHT DESIGN**



**BUILT-IN HOLDERS**  
for nozzles and accessories



**TELESCOPIC HANDLE**




**BUILT-IN 1,2 LITER  
CHEMICAL TANK AND  
HIGH-PRESSURE FOAMER**




**TWO LARGE WHEELS**

## EQUIPPED FOR OUTDOOR CLEANING



### STANDARD EQUIPMENT

- High-pressure wand: equipped with M22 brass couplings and inlet filter
- 6 nozzles (0°, 15°, 25°, 40°, chem nozzle, turbo nozzle)
- Integrated chemical tank
- High-pressure foamer
- Reinforced hose available in 8 to 10 m lengths, depending on model.
- Stainless steel lance
- Integrated cable holder
- 5 metre power cable
- Fine water filter



PW

# ALWAYS READY



# 7 DAYS

# DRY



## TECHNICAL SPECIFICATIONS

# PW-C32



Pressure  
up to 130 bar



Flow rate  
up to 420 l/h



Axial pump  
Aluminium head



Compact  
size



		<b>PW-C32 I 1207 A</b>	<b>PW-C32 I 1307 A</b>
Code		IDAF94423	IDAF94425
EAN 13 Bar code		8013378484091	8013378484107
<b>Performance</b>			
Operating pressure	bar/Mpa	120/12	130/13
Flow rate	l/h	400	420
Max inlet water temperature	°C	50	50
Power supply	Ph-V-Hz	1-230/50	1-230/50
Absorbed power	kW	1,8	2,1
Pump type / head material		Axial/Aluminium	Axial/Aluminium
Automatic Total Stop System		•	•
Detergent tank	l	1,2	1,2
High Pressure Hose	m	8	8
Dimension (LxWxH)	cm	38,7x32,1x91	38,7x32,1x91
Weight	Kg	20	20

## TECHNICAL SPECIFICATIONS

# PW-C33



Pressure  
up to 160 bar



Flow rate  
up to 540 l/h



Axial pump  
Aluminium/brass  
head



Compact  
size



		<b>PW-C33   1508 A</b>	<b>PW-C33   1508 AO</b>	<b>PW-C33   1609 AO</b>
Code		IDAF94427	IDAF94461	IDAF94429
EAN 13 Bar code		8013378484121	8013378486347	8013378484480
<b>Performance</b>				
Operating pressure	bar/Mpa	150/15	150/15	160/16
Flow rate	l/h	500	500	540
Max inlet water temperature	°C	50	50	50
Power supply	Ph-V-Hz	1-230/50	1-230/50	1-230/50
Absorbed power	kW	2,5	2,5	3,2
Pump type / head material		Axial/Aluminium	Axial/Brass	Axial/Brass
Automatic Total Stop System		•	•	•
Detergent tank	l	1,2	1,2	1,2
High Pressure Hose	m	10	10	10
Dimension (LxWxH)	cm	43,9x39x95	43,9x39x95	43,9x39x95
Weight	Kg	25	25	26



**IPC**

BY TENNANT COMPANY

**IP Cleaning Srl**

Viale Treviso, 63

30026 Summaga di Portogruaro (VE) - Italy

Tel. +39 0421 205511 - Fax +39 0421 204227

info@ipcworldwide.com - www.ipcworldwide.com

